

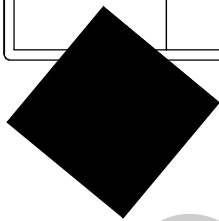




# Muster legen

im 9er Feld

Name: \_\_\_\_\_





Muster legen im 9er Feld  
© Geraldine Kalberla 2015

[www.lern-kiste.de](http://www.lern-kiste.de)



# Muster legen

Aufgabenübersicht:



|       |       |       |       |       |
|-------|-------|-------|-------|-------|
| Nr.1  | Nr.2  | Nr.3  | Nr.4  | Nr.5  |
| Nr.6  | Nr.7  | Nr.8  | Nr.9  | Nr.10 |
| Nr.11 | Nr.12 | Nr.13 | Nr.14 | Nr.15 |
| Nr.16 | Nr.17 | Nr.18 | Nr.19 | Nr.20 |
| Nr.21 | Nr.22 | Nr.23 | Nr.24 | Nr.25 |
| Nr.26 | Nr.27 | Nr.28 | Nr.29 | Nr.30 |

Muster legen im 9er Feld  
© Geraldine Kalberla 2015


[www.lern-kiste.de](http://www.lern-kiste.de)



VORSCHAU

Name:

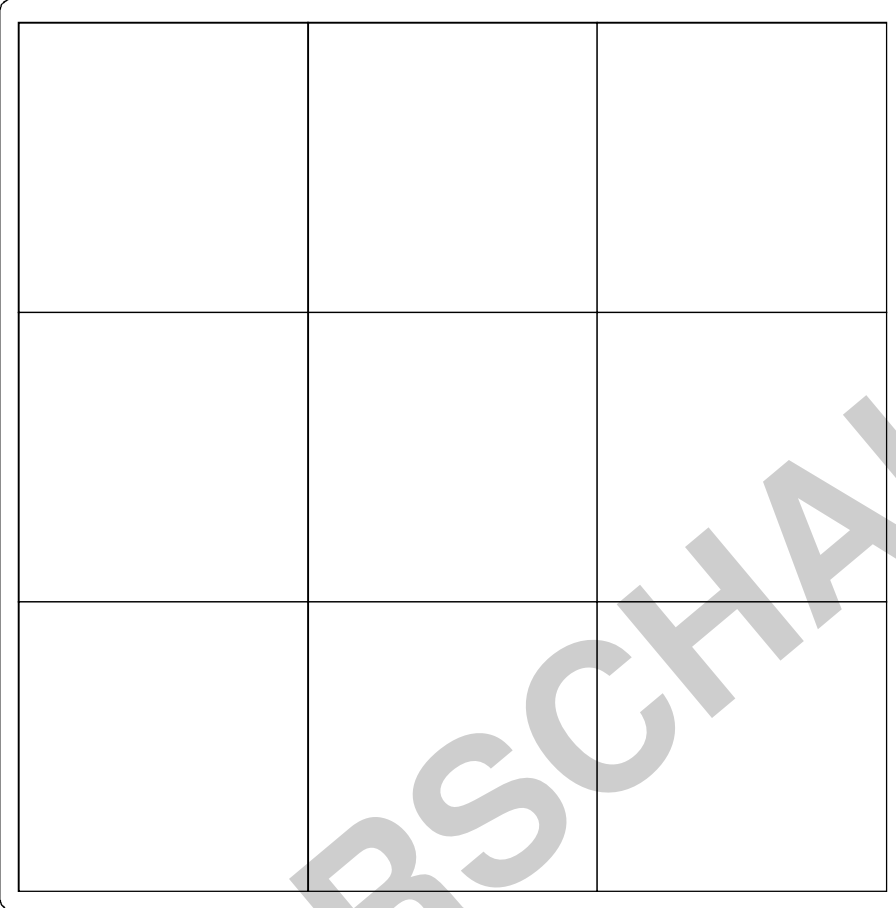
Datum:



# Muster legen 1


Schneide die Teile aus und lege das Muster nach.

Muster legen im 9er Feld  
© Geraldine Kalberla 2015




www.lern-kiste.de

VORSCHAU



Name:

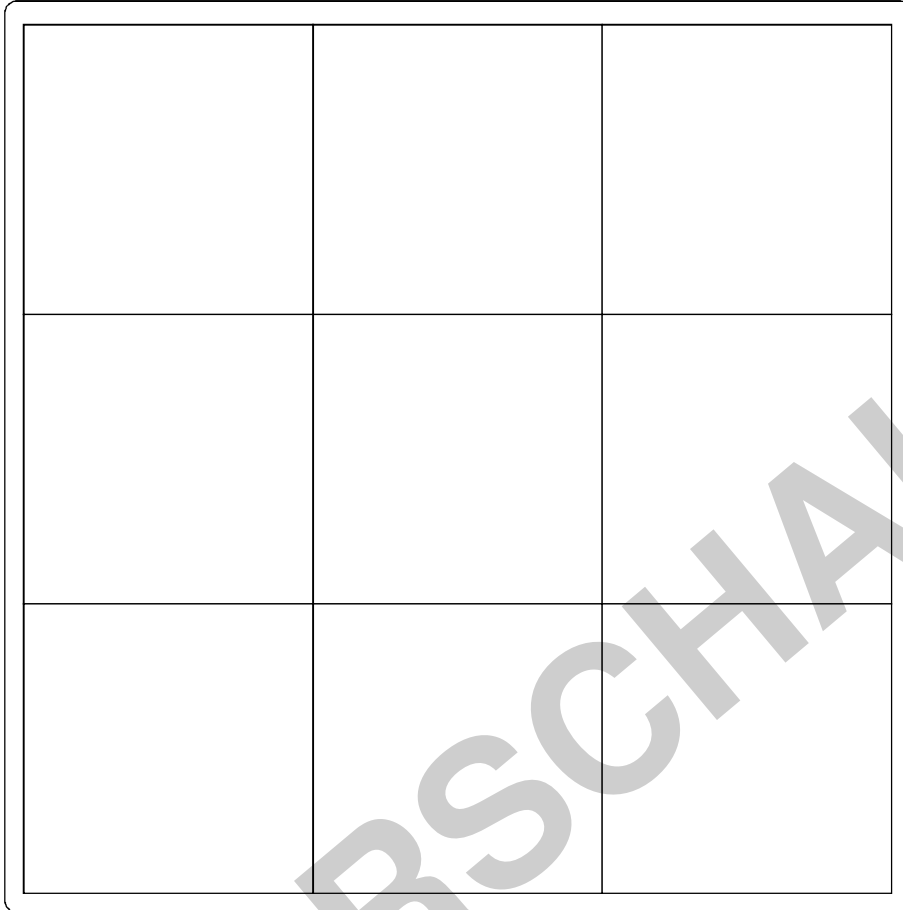
Datum:



# Muster legen 5


Schneide die Teile aus und lege das Muster nach.

Muster legen im 9er Feld  
© Geraldine Kalberla 2015




www.lern-kiste.de

VORSCHAU



Name:

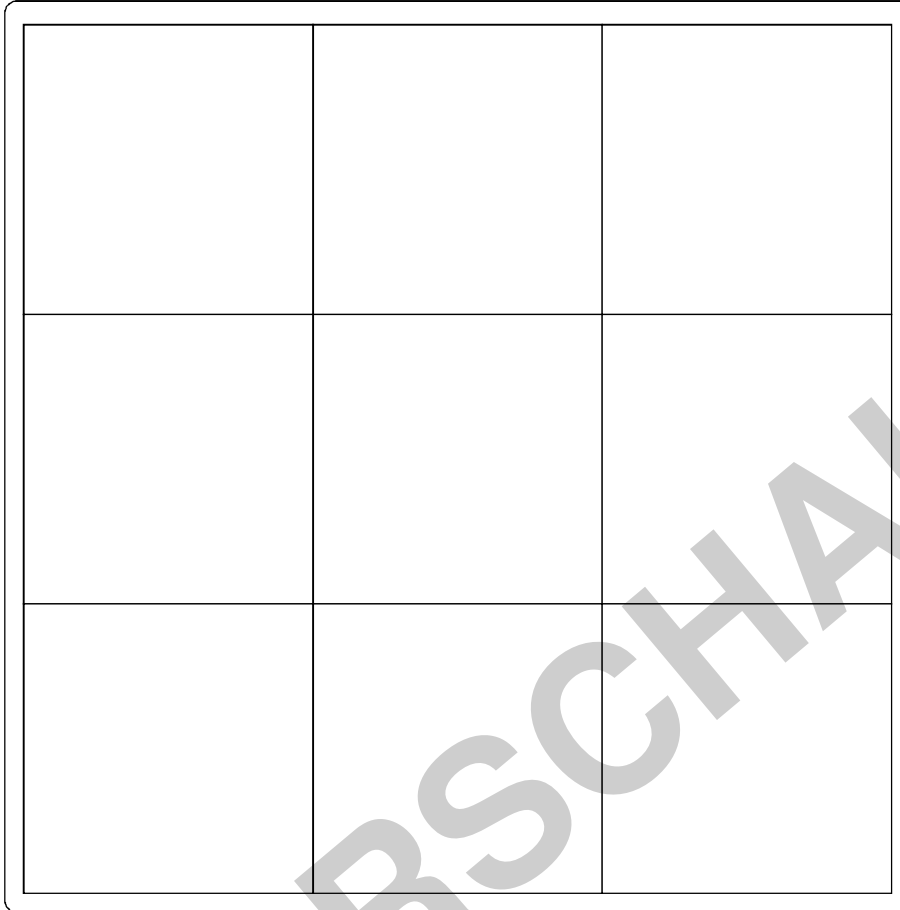
Datum:



# Muster legen 12


Schneide die Teile aus und lege das Muster nach.

Muster legen im 9er Feld  
© Geraldine Kalberla 2015




www.lern-kiste.de

VORSCHAU



Name:

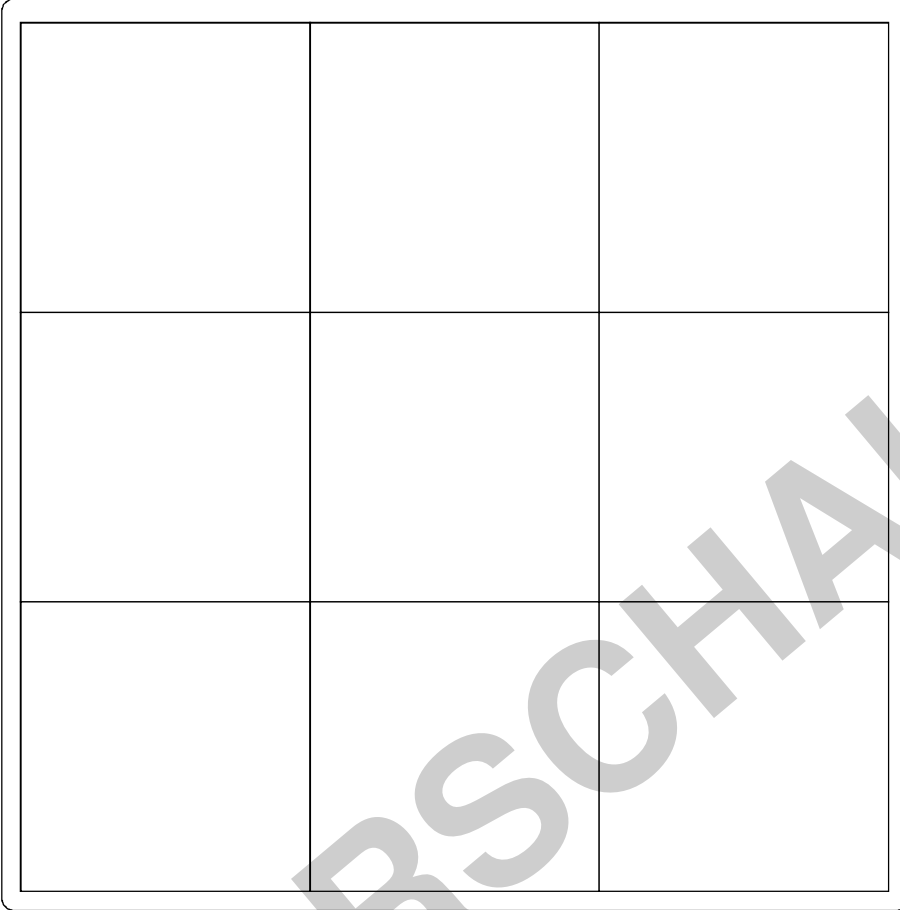
Datum:



# Muster legen 17


Schneide die Teile aus und lege das Muster nach.

Muster legen im 9er Feld  
© Geraldine Kalberla 2015




www.lern-kiste.de

VORSCHAU



Name:

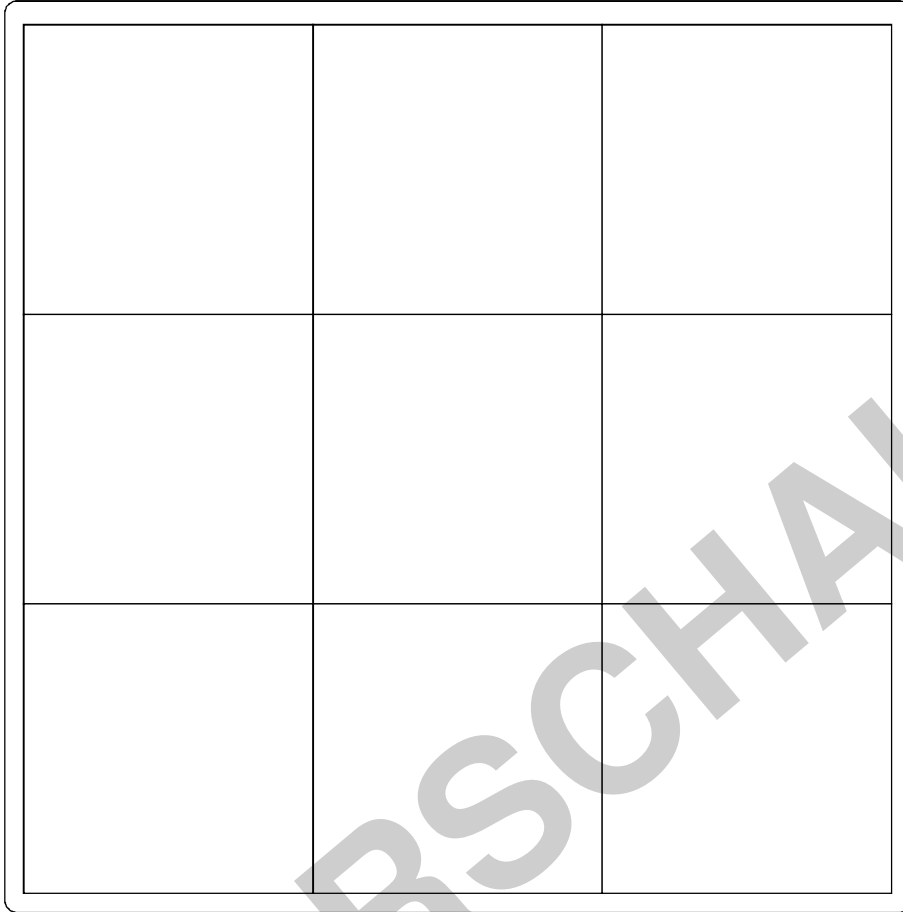
Datum:



# Muster legen 27

Schneide die Teile aus und lege das Muster nach.

Muster legen im 9er Feld  
© Geraldine Kalberla 2015



www.lern-kiste.de

VORSCHAU

