

## Arbeitsaufträge / Krimi-Wortschatz

Auf dieser Seite finden Sie die Auflistung und Übersetzung der im Buch verwendeten Arbeitsaufträge und deren Übersetzungen.

Sinnvoll wäre es, diese groß zu kopieren und im Klassenzimmer aufzuhängen. Das spart Ihnen bei neuen Aufgabenstellungen viel Erklärungszeit, da die Kinder selbst nachschauen können.

Colour...	=	Male ... an.
Describe...	=	Beschreibe ...
Draw...	=	Zeichne ...
Draw lines.	=	Verbinde.
Fill in the right words.	=	Schreibe die richtigen Wörter hinein.
Find out...	=	Finde ... heraus.
Look at...	=	Schau ... an.
Look for...	=	Suche ...
Paint...	=	Male ...
Play with a partner.	=	Spiele zusammen mit einem Partner.
Read...	=	Lies ...
Tick...	=	Hake ab ...
Use...	=	Verwende ...
Write down...	=	Schreibe ... auf.
Write sentences.	=	Schreibe Sätze.

thief = Dieb – thieves = Diebe

criminal = Verbrecher

burglary = Einbruch

steal – stole – stolen = stehlen



Name:

Datum:

### Wanted!



James Dark



Luke Snape



Carl Moon

In the police report it's described what the criminals look like.

Write it down. Use these words.

*small mouth*    *small eyes*    *long nose*    *big ears*    *short hair*    *long hair*  
*curled hair*    *small ears*    *big mouth*    *big eyes*    *lost tooth*    *glasses*

James Dark has big eyes, \_\_\_\_\_

\_\_\_\_\_

Luke Snape has \_\_\_\_\_

\_\_\_\_\_

Carl Moon has \_\_\_\_\_

\_\_\_\_\_

police report = Polizeibericht  
 curled = lockig  
 small = klein  
 long = lang

it's described = es ist beschrieben  
 big = groß  
 short = kurz  
 lost = verloren



Name:

Datum:

## Wanted poster

Two thieves on the run: A woman saw them and describes them.

He is tall and big.  
 He wears black boots, green trousers and a grey jacket. On the head is a brown hat. I saw black, curled hair and glasses. In one hand he had a telephone.

She is small and very thin.  
 She has red long hair, a little nose and big ears. She wears green shoes, blue jeans and a black pullover.



Paint the thieves for the wanted poster.

--	--

on the run = auf der Flucht  
 saw = gesehen

wanted poster = Fahndungsplakat  
 describes = beschreibt



Name:

Datum:

### On the phone

Officer Brown must call different places. Help him to find the right number.



559-034

six – five – nine – one – two – eight



653-915

five – five – nine – zero – three – four



659-128

five – three – one – six – eight – four



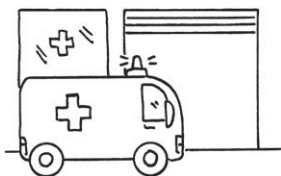
531-684

six – one – four – three – two – one



510-326

six – five – three – nine – one – five



614-321

five – one – zero – three – two – six

Colour the house and the paper in the same colour.


must call = muss anrufen  
same = gleiche



Name: \_\_\_\_\_

Datum: \_\_\_\_\_

## Burglary in Foster Street



Last night there has been a burglary in Foster Street.

The people call the police station and leave their telephone number.

Hello! My name is Mary Baker. My phone number is seven – zero – eight – two – one – four.

Hi! I am Fay Parker. Our phone number is nine – two – zero – five – six – one.

Hello! I am Gary Glenn. My phone number is five – four – one – three – seven – three.

Good morning! We are the Scotts. Our phone number is seven – five – three – nine – eight – one.

Hi! My name is Peter Miller. My phone number is six – three – three – two – eight – four.

Good morning! I am Betty Brown. My phone number is four – five – four – eight – seven – one.

Baker	_____
Brown	_____
Glenn	_____
Miller	_____
Scotts	_____
Parker	_____

Write down the telephone numbers.

call = anrufen

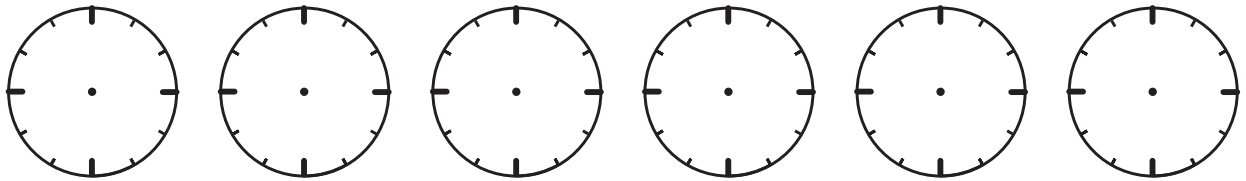
leave = hinterlassen



Name: \_\_\_\_\_

Datum: \_\_\_\_\_

### What time?



Draw the right times and find your own sentences.

The burglary at the Millers' was at eight o'clock.

The burglary at the Browns' was at one o'clock.

The burglary at the Scotts' was \_\_\_\_\_.

The burglary at the Parkers' was \_\_\_\_\_.

The burglary at the Glens' was \_\_\_\_\_.

The burglary at the Bakers' was \_\_\_\_\_.

own sentences = eigene Sätze