

Inhaltsverzeichnis

Schwungübungen.....	1	Ei ei, Eu eu, Au au.....	32
A a, E e, I i, O o, U u.....	2	Ä ä, Ö ö, Ü ü.....	38
M m.....	6	G g.....	40
L l.....	8	K k.....	42
T t.....	10	ng, nk.....	44
R r.....	12	P p.....	46
S s.....	14	Pf pf.....	48
N n.....	16	J j.....	50
F f.....	18	St st, Sp sp.....	52
D d.....	20	Z z, tz.....	56
W w.....	22	C c, ck.....	58
H h.....	24	Qu qu.....	60
B b.....	26	V v.....	62
ch.....	28	X x.....	63
Sch sch.....	30	Y y.....	64

So sehen deine Arbeitsanweisungen aus:



Zeichne Silbenbögen.



Verbinde.






Markiere die Vokale.
(auch ei, eu, au, ä, ö, ü)




Male an.

Schreibe deinen Namen.



A a A a A a



Tracing guide for uppercase 'A' and lowercase 'a'. The uppercase 'A' shows stroke 1 as a diagonal line down to the left and stroke 2 as a diagonal line down to the right. The lowercase 'a' shows stroke 1 as a counter-clockwise circle and stroke 2 as a vertical line down on the right side. The letters are shown in pairs: A a, A a, A a.

A

a

A a

E e E e E e




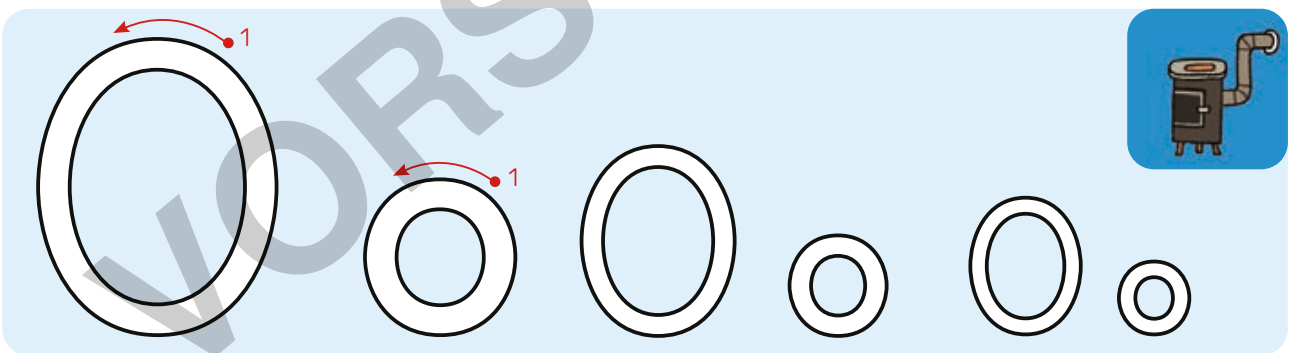
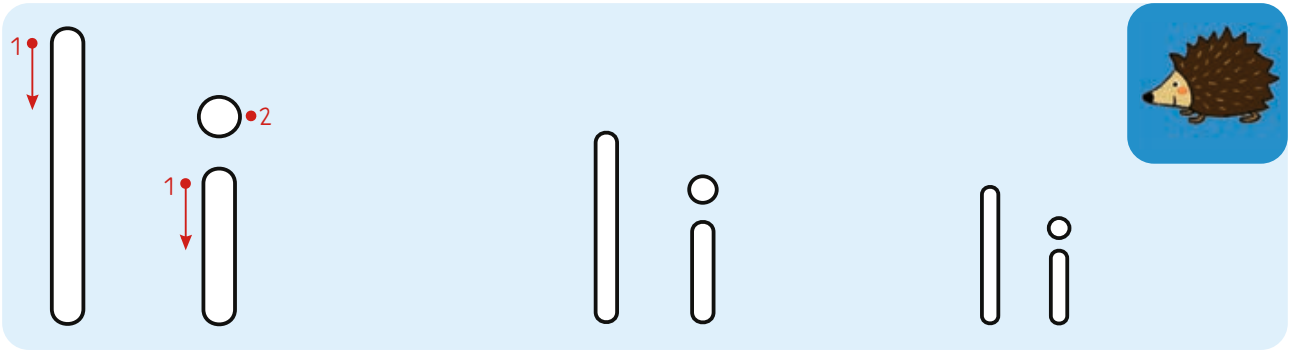



Tracing guide for uppercase 'E' and lowercase 'e'. The uppercase 'E' shows stroke 1 as a vertical line down on the left, stroke 2 as a horizontal line across the top, stroke 3 as a horizontal line across the middle, and stroke 4 as a horizontal line across the bottom. The lowercase 'e' shows stroke 1 as a counter-clockwise circle. The letters are shown in pairs: E e, E e, E e.

E


e

E e




E u e u E u e u

Tracing guide for uppercase 'E' and lowercase 'e' with stroke order arrows and numbers 1-4.

 Eu

 eu

 Eu eu

 eu Eu

Eule

Heu

Euro

Feuer

Schreibe die langen Wörter Silbe für Silbe auf.

Turn beu tel



Heu ga bel

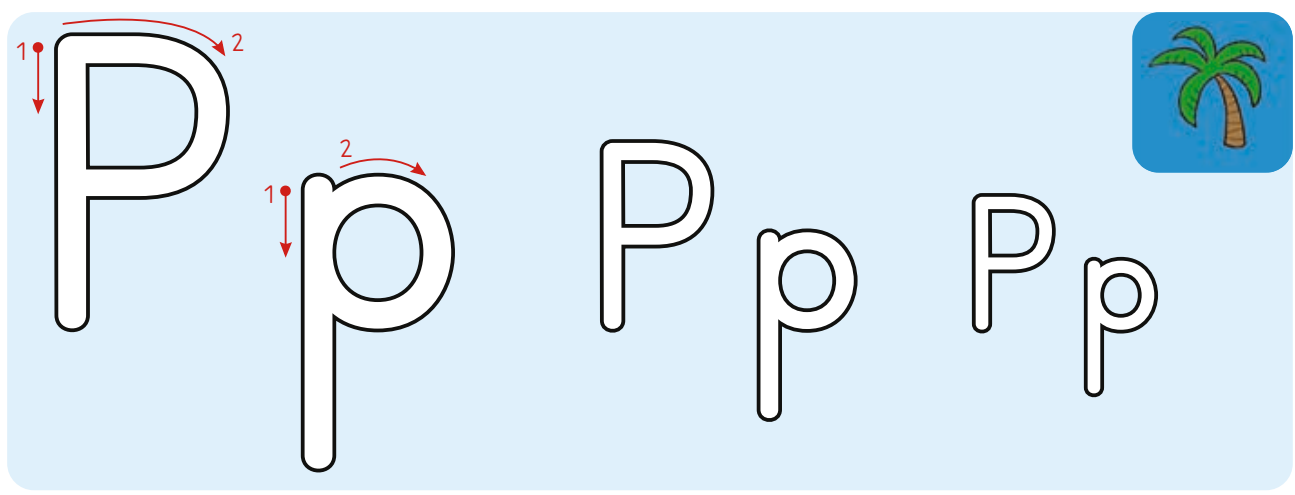



La ger feu er




Eu len fe der





 P

 p

 P p

 p P

	a	e	i	o	u
P	<input type="text"/>	<input type="text"/>	<input type="text"/>	<input type="text"/>	<input type="text"/>
p	<input type="text"/>	<input type="text"/>	<input type="text"/>	<input type="text"/>	<input type="text"/>

Opa

Papa

Paket

Puppe



Male die passenden
Silben an.



Schreibe dann die
Wörter auf.



a, e, i,
o, u

Pal	pe	Am
Lu	Pa	me
pa	pel	gei





